



# Stroke Outcomes 2025

**Average Length of Stay: 14.2 Days**

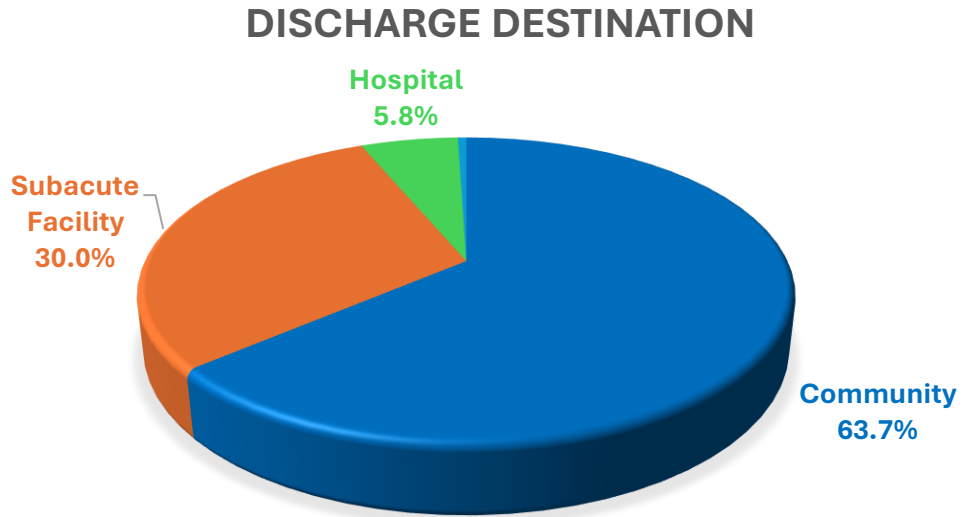
**Total Patients Discharged: 207**

  
**50.2%**

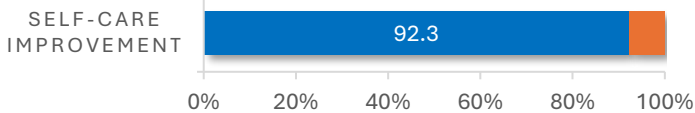
  
**49.3%**

**Age Range**

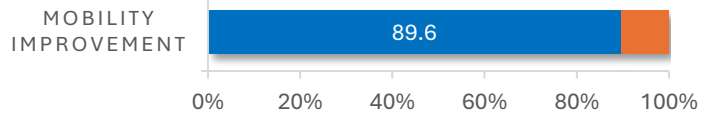
- 18-44: 5.8%
- 45-64: 32.9%
- 65-74: 23.7%
- 75+: 37.7%



Our patients made **92.3%** of expected progress with self-care activities during their stay.



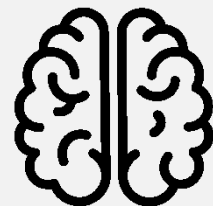
Our patients made **89.6%** of expected progress with their mobility during their stay.



**Left-Sided Stroke**  
**39.1%**



**Right-Sided Stroke**  
**33.8%**



**Other Stroke**  
**27.1%**