


Brain Injury Outcomes 2025

Total Patients Discharged: 63



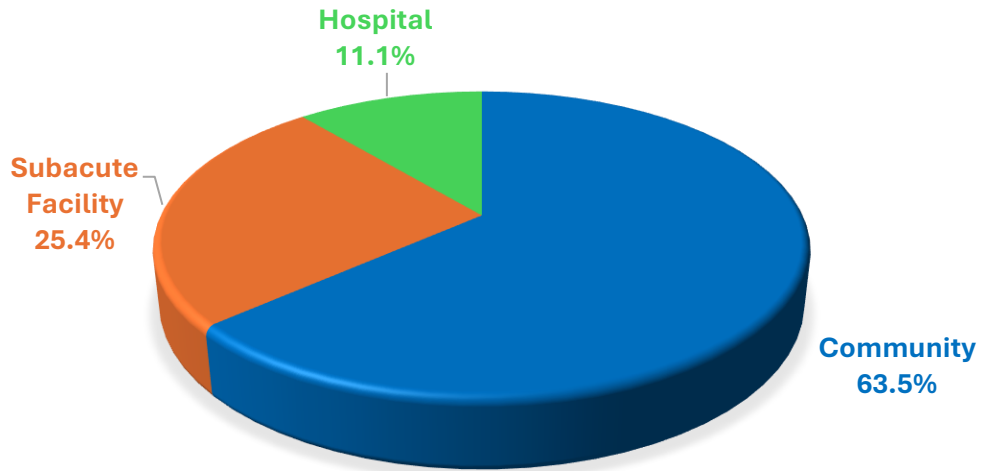
51.1% 48.9%

Age Range

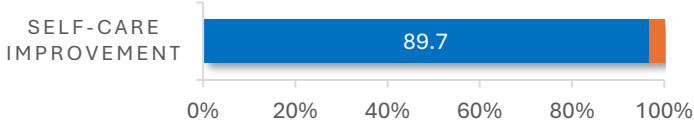
- 18-44: 3.2%
- 45-64: 28.6%
- 65-74: 34.9%
- 75+: 33.3%

Average Length of Stay: 14.2 Days

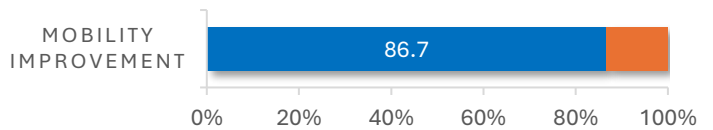
DISCHARGE DESTINATION




Our patients made **89.7%** of expected progress with self-care activities during their stay.



Our patients made **86.7%** of expected progress with their mobility during their stay.




Common Conditions Treated



Traumatic Brain Injury

57.1%



Non-Traumatic Brain Injury

42.9%